



You Will Need

For each card:

■ **14HPI aida** – 4½x3½in
(11x9cm), cream

■ **Stranded cotton** – as listed
in the key

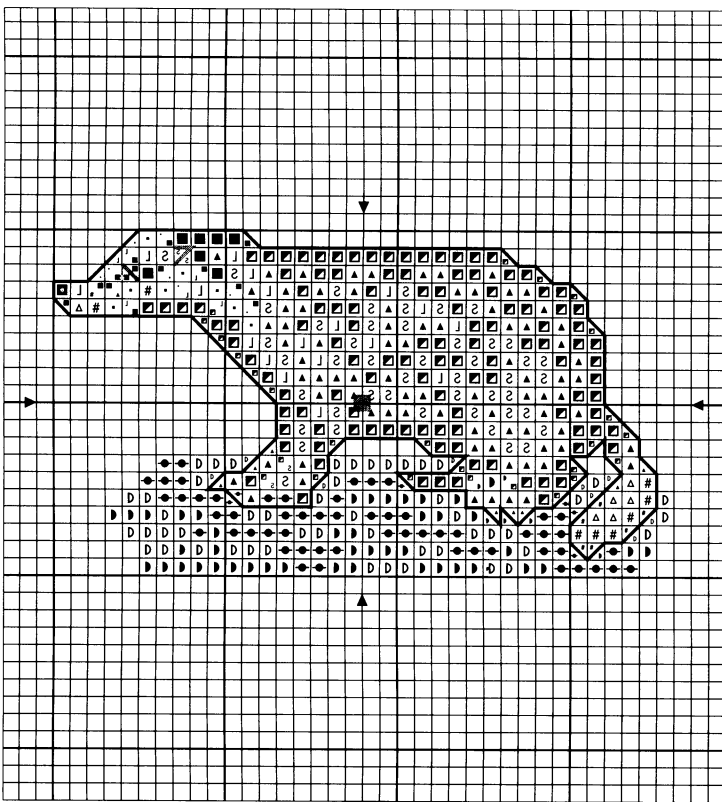
■ **Card** – refer to the photograph for
shape. Aperture sizes:

Square: 2½x2½in (6.5x6.5cm), cream















Rectangle: 3⅛x2¼in (8x5.5cm),
cream

■ **Tapestry needle** – size 24

■ **2oz wadding** – cut to the same
size as the card aperture



Key

DMC	Anchor	Madeira	Colour
Cross stitch in two strands			
White	001	White	 White
300	352	2304	 Dark brown
301	349	2303	 Light brown
310	403	Black	 Black
611	903	2112	 Med stone
613	831	2110	 Light stone
647	8581	1812	 Medium grey
829	889	2113	 Dark stone
844	401	1810	 V dark grey
3072	847	1709	 Light grey
3787	273	1811	 Dark grey
Backstitch in one strand			
White	001	White	 White ear and eye outlines.
310	403	Black	 Black for all other outlines and details.
French knots in one strand			
White	001	White	 White eye and nose.

Our model was stitched using DMC threads on 14HPI aida.

Stitch count 20 high x 36 wide; **approximate design area** 1½x2⅝in (3.8x6.7cm).